



San Mateo 101 Express Lanes Performance

FY2025

September 2025

San Mateo County Transportation Authority Board
Meeting



Rules of the Road

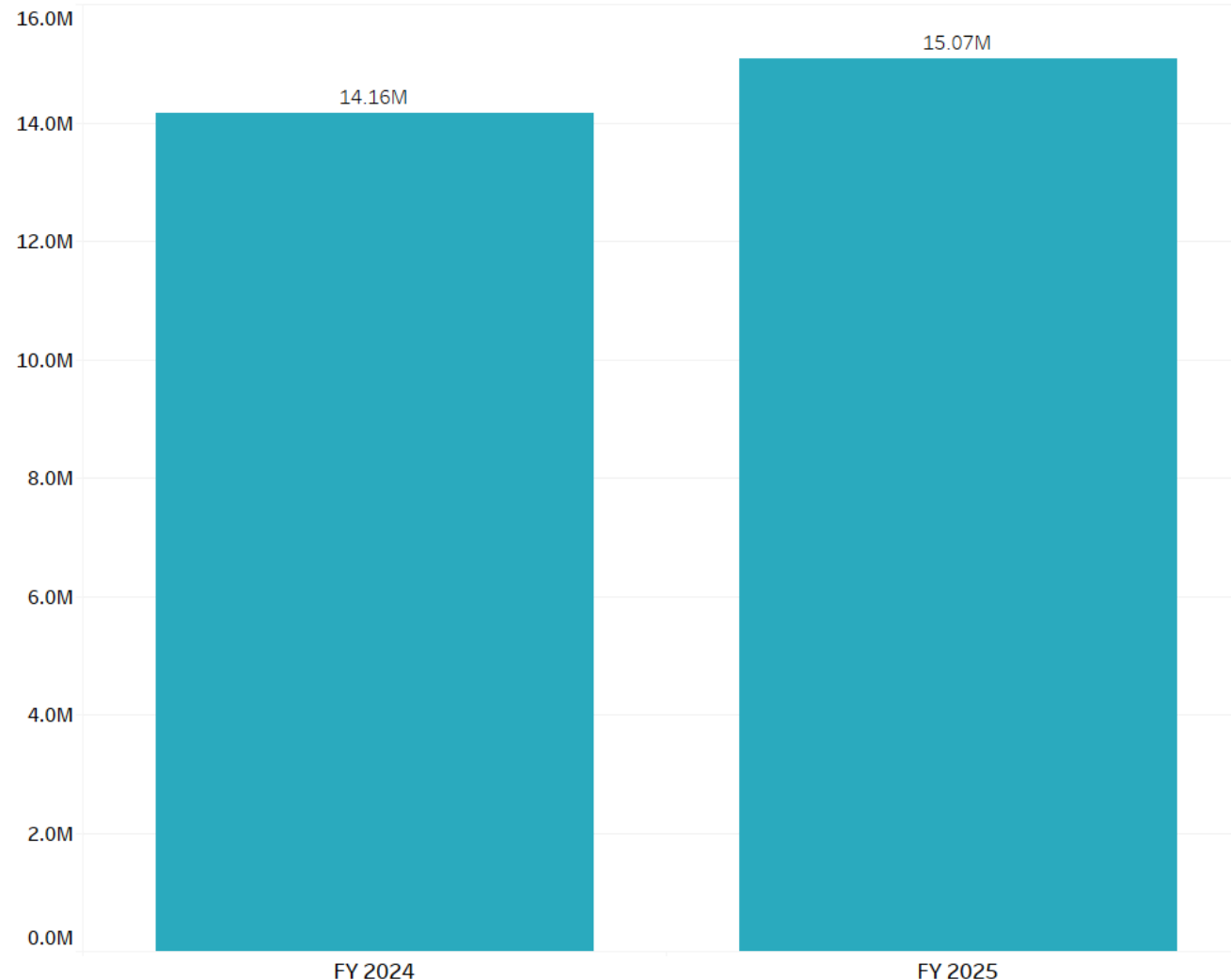
- Hours: 5 a.m. to 8 p.m. Monday – Friday
- FasTrak® required
- Carpools (HOV 3+), buses, and motorcycles travel toll-free with FasTrak® Flex toll tags
- Carpools (HOV 2) pay half-price tolls with FasTrak® Flex toll tags
- Solo drivers in eligible clean-air vehicles pay half-price tolls with FasTrak® CAV toll tags



Key Performance Highlights

- **Express Lane Traffic Performance:** The express lanes continue to experience sustained growth in trip volume over the last year.
 - 6.4% increase compared to FY24.
- **Express Lane Speed Performance:** The average express lane speeds remained relatively consistent compared to FY24.
- **Change in Average Assessed Tolls:** Average assessed tolls increased compared to FY24, primarily driven by the increase in traffic volume.

Express Lane Trips



- In FY25, 15.1M express lane trips have been made annually, which is a 6.4% increase over FY24.
- In FY25, an average of 59,341 express lane trips have been made daily.
- In FY25, there was a 6% increase in average daily trips compared to FY24. This is approximately 3,357 more average daily trips.

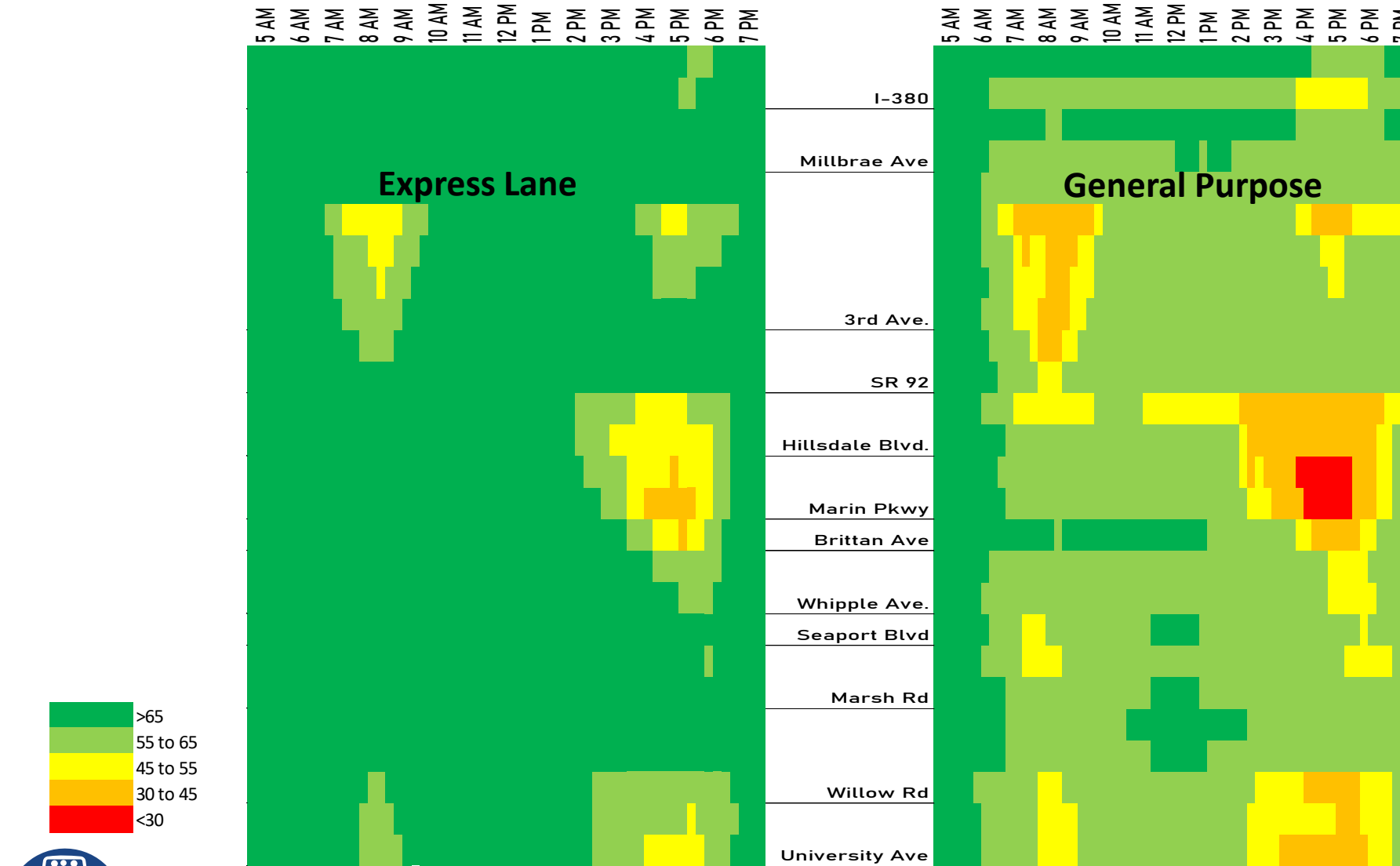
Express Lanes Toll Revenue and Expense



- In FY25, SMCEL-JPA has received \$34.9 million in toll related revenue, reflecting a 22% increase compared to FY24.
- SMCEL-JPA has expended \$9 million in toll operations and maintenance (O&M) costs, marking a 10% increase from FY24.
- Approximately \$2.5M was disbursed toward debt related payments in FY25.

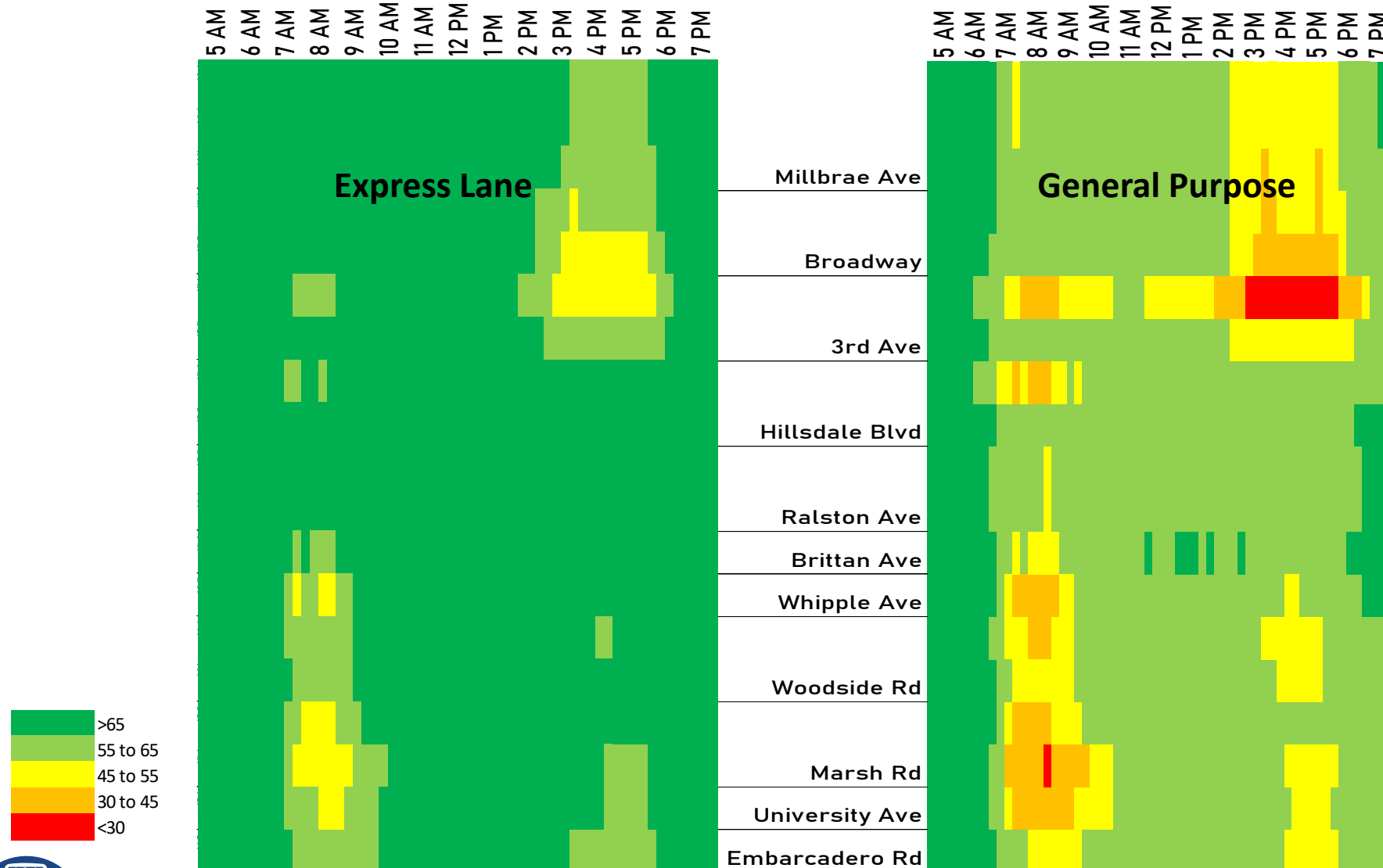
Note: Financial figures are preliminary. These figures are subject to audit and may change.

Northbound Speeds by Location & Time - FY25



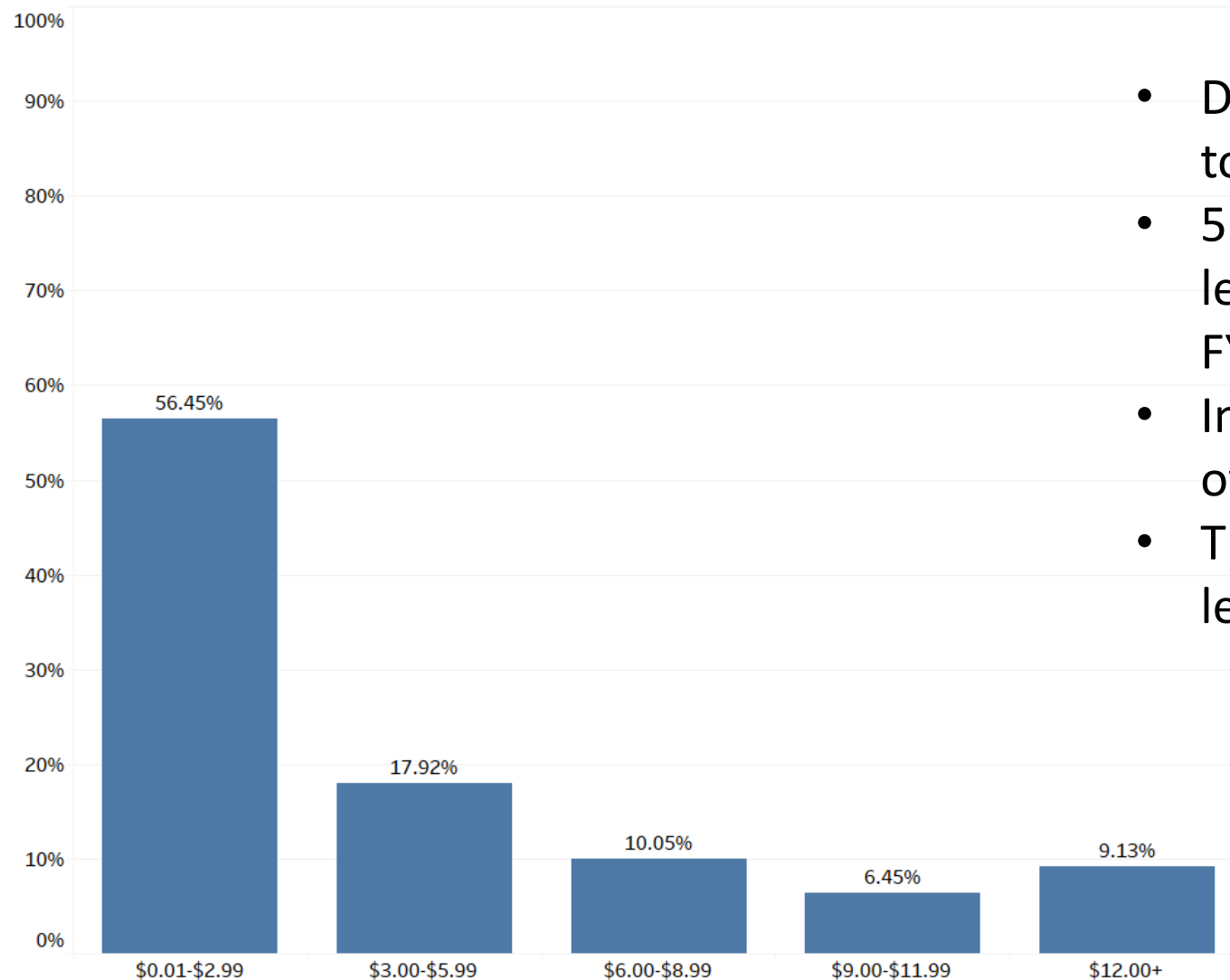
- Average northbound Express Lane speeds were 11 mph or greater during tolling hours.
- Average northbound **general purpose lane** speeds were lowest in the approach to SR 92 in the PM.
- Slowest times are during PM peak period (3-7pm) approaching SR-92.

Southbound Speeds by Location & Time – FY25



- Average southbound Express Lane speeds were 12 mph or greater during tolling hours.
- Average southbound **general purpose lane** speeds were lowest between Broadway and 3rd Ave.
- Slowest times are during PM peak period (3-7pm) approaching 3rd Ave.

Distribution of Assessed Tolls – FY25



- Drivers made nearly 8.4 million tolled express lane trips in FY25.
- 56.45% of these trips incurred a toll less than \$3, down about 8.2% from FY24.
- In FY25, 9.13% of trips were \$12 and over, up about 2.8% from FY24.
- This includes all tolled trip types and lengths.

How Drivers Use the Lanes



- In FY25 73% of trips utilized FasTrak® toll tags.
- The remaining 27% of the vehicles did not carry toll tags and instead were captured as image-based trips.
- FasTrak® toll tag adoption continues to grow steadily, with a 2% increase in tag-based trips annually compared to FY24.

For additional information, please visit: <https://101expresslanes.org>

