

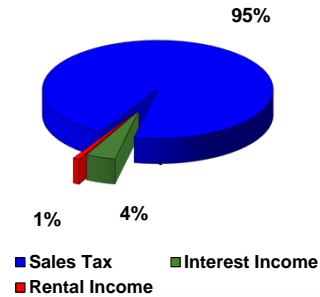
Preliminary FY2018 Budget

Board of Directors
 May 4, 2017
 Agenda Item #10b

FY2018 Preliminary Budget TA Revenues (in millions)

	<u>FY18 Preliminary Budget</u>	<u>Incr/(Decr) vs. FY17 Revised Budget</u>
Sales Tax	\$84.7	\$1.7
Interest Income	3.7	0.7
Rental Income	<u>0.8</u>	<u>(0.4)</u>
Total Revenues	<u>\$89.2</u>	<u>\$2.0</u>

Percent of Total Revenues for
FY18 Preliminary Budget



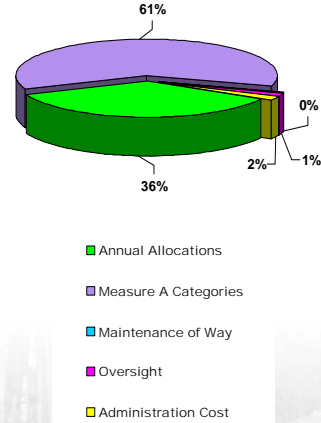


FY2018 Expenditures

(in millions)

	<u>FY18</u>	<u>Incr/(Decr)</u> <u>vs. FY17</u>
Annual Allocations	\$30.9	\$0.6
Measure A Categories	52.9	(81.8)
Maintenance of Way	0.3	0.0
Oversight	1.2	0.0
Administrative Cost	<u>1.6</u>	<u>0.1</u>
Total Expenditures	<u>\$86.8</u>	<u>(\$81.1)</u>

Percent of Total Expenditures
FY18 Preliminary Budget



3

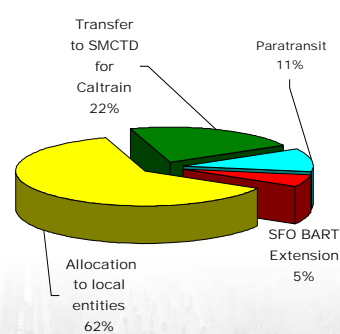


Annual Allocations

(in millions)

	<u>FY18</u> <u>Preliminary</u> <u>Budget</u>	<u>Incr/(Decr)</u> <u>vs. FY17</u> <u>Revised</u> <u>Budget</u>
Allocation to local entities	\$19.0	\$0.4
SFO BART extension	1.7	0.0
Paratransit	3.4	0.1
Transfer to SMCTD for Caltrain	<u>6.8</u>	<u>0.1</u>
Total Annual Allocations	<u>\$30.9</u>	<u>\$0.6</u>

Percent of Total Annual Allocations
FY18 Preliminary Budget



4

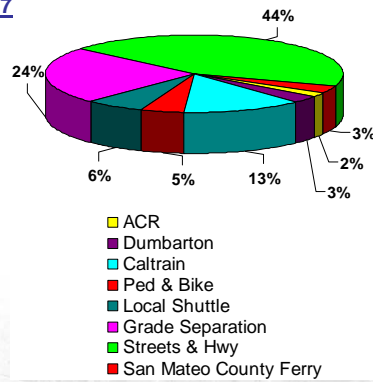


Measure A Expenditures

(in millions)

	<u>Preliminary FY18</u>	<u>Incr/(Decr) vs. FY17</u>
Congestion Relief	0.8	\$0.0
Dumbarton	1.7	1.4
Caltrain	6.8	0.2
Pedestrian & Bicycle	2.5	0.1
Local Shuttle	3.4	(7.1)
Streets & Highways	23.3	(25.4)
Grade Separation	12.7	(52.6)
San Mateo County Ferry Service	<u>1.7</u>	<u>1.7</u>
Total Program Expenditures	<u>\$52.9</u>	<u>(\$81.8)</u>

Percent of Total Measure A Expenditures
FY18 Preliminary Budget



5



SAN MATEO COUNTY
Transportation
Authority

Preliminary FY2018 Budget

Board of Directors
May 4, 2017
Agenda Item #10b